



SLA SERIES

Slim Line Air or Water Cooled Evaporator Unit



SYSTEM INFORMATION

Slim Line Air (SLA) Systems provide low velocity air flow in noise sensitive locations. These are ideal for medium to large wine cellars and long-term storage. These evaporators have variable speed fan controls allowing more adjustment making them an idea choice where noise and stable humidity is a concern.

Available in capacities from 6,600 to 40,000 BTU per hour are used with various direct expansion refrigerants. 230v available by order.

OPTIONS

- Custom circuiting for Glycol or chilled water applications
- Eco-friendly water-cooled condensing units available
- Stainless steel cabinets for high-corrosive environments

FEATURES

- ETL Certified
- Hinged drain pan for easy maintenance
- Aluminum Cabinet is rust proof. Stainless Steel cabinets are available for harsh environments
- Universal AXV and liquid line solenoid valve installed standard
- High performance staggered coils
- Electrical panel is pre-wired using screw type terminal blocks
- Ultra-efficient ECM motors
- Pre-installed valves eliminate additional wiring
- Coil is coated with water-based epoxy to reduce corrosion

Due to continuing engineering improvements, specifications are subject to change without notice.

*BTUH is an estimated range based on specific operational criteria.

*Individual component part numbers are different than a system assembly number.

*Max Cubic Footage is an estimation assuming No glass, R13 insulation or more, interior ambient temperature of 80° or less, exterior ambient temperature of 95° or less.

SLA SERIES

Slim Line Air or Water Cooled Evaporator Unit

SLA SERIES FAN COIL SPECIFICATIONS

MODEL	CFM	AMPS 115 V	LENGTH	WIDTH	HEIGHT	LIQUID	SUCTION	DRAIN	APPROX SHIP WT.
SLA18-54Q	301	0.6	28 3/4"	18"	-	1/2"	5/8"	3/4"	36 lbs
SLA28-108-Q	602	1.2	45 3/4"	35"	-	1/2"	7/8"	3/4"	60 lbs
SLA38-163-Q	903	1.8	62 3/4"	52"	-	1/2"	7/8"	3/4"	85 lbs
SLA48-217-Q	1204	2.4	79 3/4"	69"	34"	1/2"	7/8"	3/4"	110 lbs
SLA58-270-Q	1505	3.0	96 3/4"	86"	34"	1/2"	1 1/8"	3/4"	133 lbs
SLA68-322-Q	1806	3.6	113 3/4"	103"	51"	1/2"	1 1/8"	3/4"	158 lbs

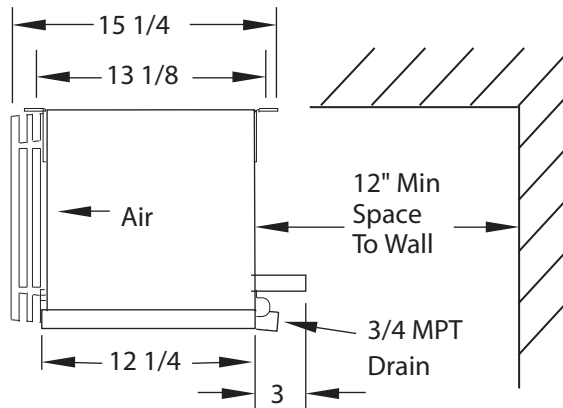
Due to continuing engineering improvements, specifications are subject to change without notice.

*BTUH is an estimated range based on specific operational criteria.

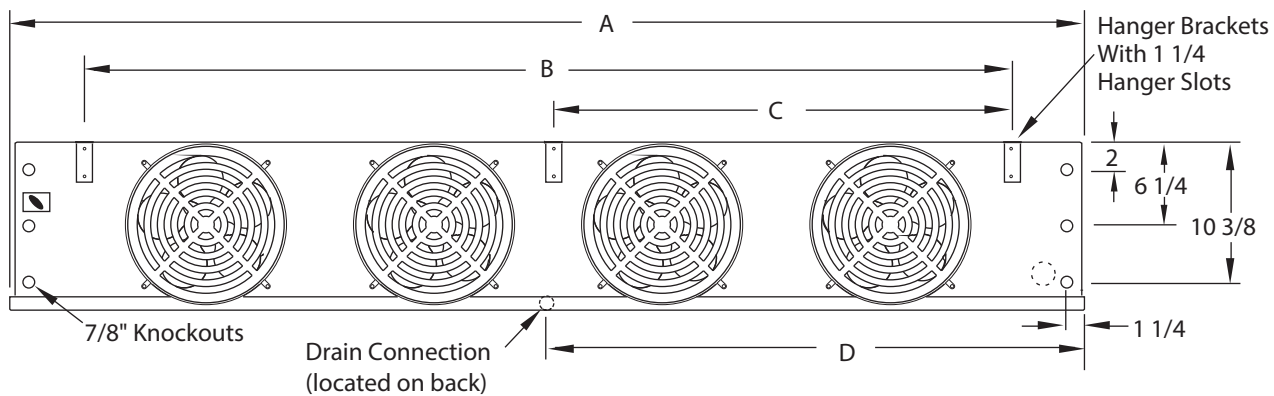
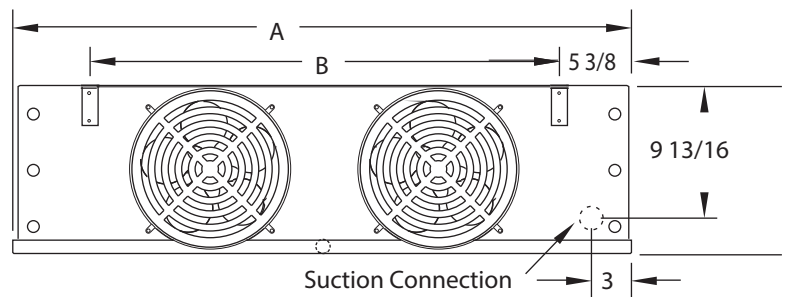
*Individual component part numbers are different than a system assembly number.

*Max Cubic Footage is an estimation assuming No glass, R13 insulation or more, interior ambient temperature of 80° or less, exterior ambient temperature of 95° or less.

MOUNTING DIAGRAMS



All measurements are in inches

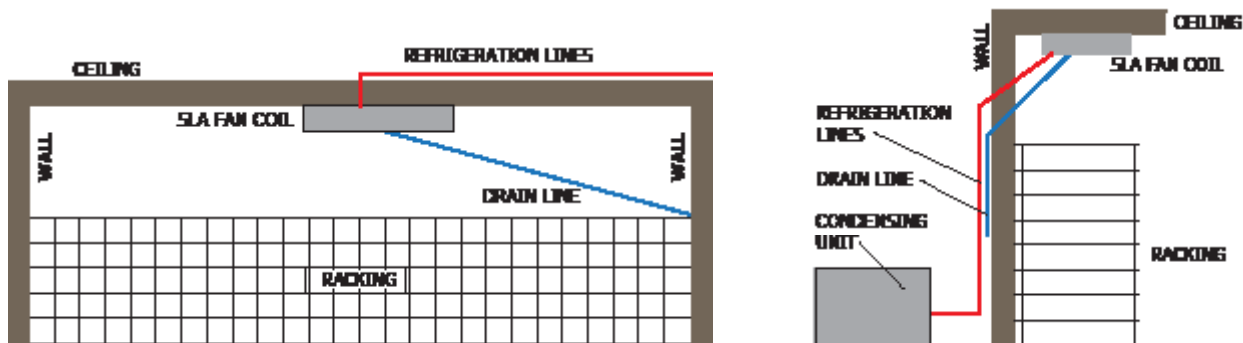


SLA SERIES

Slim Line Air or Water Cooled Evaporator Unit

SLA COOLING SYSTEM TYPICAL INSTALLATION

- Always plan for future maintenance and service. Units should have easy access or access panels. Grills, boxes, or racking nearest the evaporators should be removable.
- Standard Line Sets should be 50' or less. Over 50' and oil separator and suction line accumulator is required. Extended runs may require larger line sizes and 3 oz of oil must be added for every 10' feet over 35'. Insulate suction line, liquid line insulation is optional.
- Excessive number of turns in line set will cause refrigerant flow problems. This could cause early compressor failure. Suction line accumulators are recommended on all applications. Required if working lower than the normal 55°-65°F operating range from wine cellar.
- Drain line must flow with gravity to drain or pump
- The system is controlled by a pump down control system. There is no control wiring between thermostat and condensing unit.
- The line connections at Fan Coil and Condensing Unit may not be the same as the required line sizes dictated for the system capacity.
- BTUH Capacity calculated at 17° TD, 38° ST, 55° Room
- The use of oversized condensing units can lead to poor wine room evaporator performance and possible system failure. When installing our wine room evaporator, it is recommended that condensing units be sized less than or equal to the evaporator capacity.
- USCS Cooling units are designed to minimize noise and vibration. To reduce and eliminate amplification of existing noise or vibration, extreme care must be taken during installation to identify contributing factors in the environment. Please refer to supplied installation instructions and use proper installation materials to minimize acoustic impact.
- Refer to complete installation instructions for additional information or contact our Tech Line at 562-728-5774



CEILING CONSTRUCTION



- EXTERIOR
- VAPOR BARRIER
R 11 MINIMUM
- INTERIOR

WALL CONSTRUCTION



- EXTERIOR
- VAPOR BARRIER
R 11 MINIMUM
- INTERIOR